

COMPANY FLOODLIGHT IN-GROUND BULKHEAD RECESSED & SURFACE BOLLARDS GARDEN URBAN CLASSIC URBAN MODERN POST REFERENCES

LUCIA RANGE ROUND SHAPE

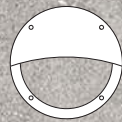


Round bulkhead lamp made in shockproof resin material, UV-rays stabilized, rust and corrosion-free. Ring, eyelid and guard cover versions available. Suitable for wall, ceiling and post installation. Coloured backlit base available as optional. Insulation class II, Protection rating IP66.

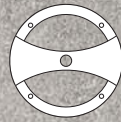
Plafoniera circolare realizzata in resina antiurto stabilizzata ai raggi UV inattaccabile da ruggine e corrosione. Cover disponibile nella versione ad anello, a palpebra e a manubrio. Idonea per il montaggio a parete, a soffitto e a palo, anche nella versione con retroilluminazione colorata. Classe di isolamento II, grado di protezione IP66.



LUCIA
1R3.000



LUCIA-EL
2R3.000



LUCIA-GD
3R3.000



REMI/LUCIA
1R3.602

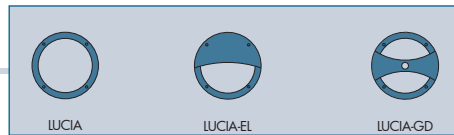


REMI/LUCIA-EL
2R3.602




REMI/LUCIA-GD
3R3.602





BACKLIT COLOURS

Polycarbonate base available in 5 different colours to create a coloured effect on wall or ceiling, for an elegant and customized ambience.



LUCIA COMPONENTS - E27 VERSION

IP 66

IP 66



COVER made in shockproof resin material UV rays stabilized. Ring, eyelid and guard versions available.

COVER in resina antiurto stabilizzata ai raggi UV, disponibile nella versione ad anello, a palpebra e a manubrio.

Opal **DIFFUSER** of UV stabilized polymethylmethacrylate (PMMA), one piece only, provided with high quality silicone rubber gasket.

DIFFUSORE opale in un pezzo unico realizzato in polimetilmetacrilato (PMMA) stabilizzato ai raggi UV, completo di guarnizione in gomma ad alta qualità.

Highly heat resistant **REFLECTIVE PLATE** made by shockproof resin material, UV rays stabilized.

PIATTO RIFLETTENTE ad alta resistenza al calore in resina antiurto stabilizzata ai raggi UV.

BASE made in shockproof resin material, UV rays stabilized, suitable for the electrical devices fixation. Provided with E27 lampholder.

BASE realizzata in resina antiurto, stabilizzata ai raggi UV, adatta ad alloggiare gli accessori elettrici. Fornita completa di portalampada E27.

Dimensions and weight

Diameter: \varnothing 300 mm
Depth: 90 mm
Weight: 1 Kg

Moulded colours:

Black White Grey

Diffuser PMMA:

Opal

AVAILABLE LAMPS

		Add. Suffix
	CFL	E27
	LED	E27 MAX 180 mm
	9W LED	.L11
	9W LED WITH SENSOR	.LS1
	G24d-3	.03G
	GR8	.04G
	G23	.01G
	2x G23	.02G

ADD THE ABOVE SUFFIXES TO THE REFERENCES MENTIONED IN THE CATALOGUE

DAYLIGHT AND MOTION SENSOR



DETECTION ANGLE
30° - 150°
FIELDS OF DETECTION
1 - 5 MT
(adjustable)

Sensor operating voltage:
220-240V
(120V version available on demand).

LUCIA COMPONENTS - LED VERSION

IP 66

IP 66

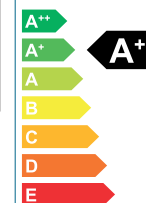


PRINTED CIRCUIT BOARD with round shape provided with 150 LED x 6 lm each to allow a uniform light distribution. Total luminous flux of 900 lm.


CIRCUITO STAMPATO circolare con alloggiati 150 LED da 6 lm ciascuno per permettere un'uniforme distribuzione della luce. Flusso luminoso totale di 900 lm.

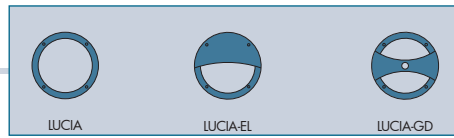
BASE made in shockproof resin material, UV rays stabilized, provided with 150mA constant current driver.
Input: 100-240V, 50-60Hz

BASE realizzata in resina antiurto, stabilizzata ai raggi UV, completa di alimentatore 150mA a corrente costante.
Input: 100-240V, 50-60Hz



LED	POWER 9W	LIGHT SOURCE 150 LED x 6 lm	PCB LUMINOUS FLUX 900 lm	COLOR TEMP. KELVIN 4000K	VOLTAGE RANGE 100-240v 50/60 Hz	LIFETIME 50.000 hours	VIEW ANGLE 120°	LED OPERATIVE TEMPERATURE +85°C -40°C
------------	--------------------	--	------------------------------------	------------------------------------	--	------------------------------------	---------------------------	--





LUCIA
1R3.000

Pcs 1
Kg 1
mc 0,01

**GABRI/
LUCIA 1L**
1R3.613.010

Pcs 1
Kg 4
mc 0,097

**GABRI/
LUCIA 2L**
1R3.613.020

Pcs 1
Kg 5
mc 0,097

**MINIGABRI/
LUCIA 1L**
1R3.612.010

Pcs 1
Kg 3,5
mc 0,065

**MINIGABRI/
LUCIA 2L**
1R3.612.020

Pcs 1
Kg 4,5
mc 0,065

LUCIA-EL
2R3.000

Pcs 1
Kg 1
mc 0,01

**GABRI/
LUCIA-EL 1L**
2R3.613.010

Pcs 1
Kg 4
mc 0,097

**GABRI/
LUCIA-EL 2L**
2R3.613.020

Pcs 1
Kg 5
mc 0,097

**MINIGABRI/
LUCIA-EL 1L**
2R3.612.010

Pcs 1
Kg 3,5
mc 0,065

**MINIGABRI/
LUCIA-EL 2L**
2R3.612.020

Pcs 1
Kg 4,5
mc 0,065

LUCIA-GD
3R3.000

Pcs 1
Kg 1
mc 0,01

**GABRI/
LUCIA-GD 1L**
3R3.613.010

Pcs 1
Kg 4
mc 0,097

**GABRI/
LUCIA-GD 2L**
3R3.613.020

Pcs 1
Kg 5
mc 0,097

**MINIGABRI/
LUCIA-GD 1L**
3R3.612.010

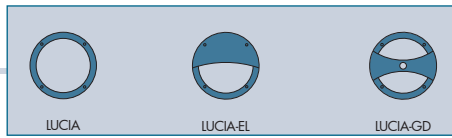
Pcs 1
Kg 3,5
mc 0,065

**MINIGABRI/
LUCIA-GD 2L**
3R3.612.020

Pcs 1
Kg 4,5
mc 0,065

REMI/LUCIA RANGE
ROUND SHAPE





REMI/LUCIA
1R3.602

Pcs 1
Kg 1
mc 0,01

GABRI REMI/LUCIA 1L
1R3.613.X10

Pcs 1
Kg 4,5
mc 0,097

GABRI REMI/LUCIA 2L
1R3.613.X20

Pcs 1
Kg 6
mc 0,097

MINIGABRI REMI/LUCIA 1L
1R3.612.X10

Pcs 1
Kg 3,5
mc 0,065

MINIGABRI REMI/LUCIA 2L
1R3.612.X20

Pcs 1
Kg 5
mc 0,065

REMI/LUCIA-EL
2R3.602

Pcs 1
Kg 1
mc 0,01

GABRI REMI/LUCIA-EL 1L
2R3.613.X10

Pcs 1
Kg 4,5
mc 0,097

GABRI REMI/LUCIA-EL 2L
2R3.613.X20

Pcs 1
Kg 6
mc 0,097

MINIGABRI REMI/LUCIA-EL 1L
2R3.612.X10

Pcs 1
Kg 3,5
mc 0,065

MINIGABRI REMI/LUCIA-EL 2L
2R3.612.X20

Pcs 1
Kg 5
mc 0,065

REMI/LUCIA-GD
3R3.602

Pcs 1
Kg 1
mc 0,01

GABRI REMI/LUCIA-GD 1L
3R3.613.X10

Pcs 1
Kg 4,5
mc 0,097

GABRI REMI/LUCIA-GD 2L
3R3.613.X20

Pcs 1
Kg 6
mc 0,097

MINIGABRI REMI/LUCIA-GD 1L
3R3.612.X10

Pcs 1
Kg 3,5
mc 0,065

MINIGABRI REMI/LUCIA-GD 2L
3R3.612.X20

Pcs 1
Kg 5
mc 0,065